

BEIJING ORIENTAL YUHONG WATERPROOF TECHNOLOGY CO., LTD.



2014



	80,082,176.11	56,487,897.20
	671,277,543.70	489,872,144.64
	25,285,734.28	31,963,923.78
	2,971,108,537.08	2,429,482,305.74
	33,000,000.00	33,000,000.00
	752,827,896.94	710,684,612.07
	150,679,994.47	63,403,507.41
	183,987,213.53	184,467,105.50
	13,469,206.10	13,469,206.10
	854,790.38	1,409,567.36

	41,273,626.13	28,998,083.59
	74,469,690.70	55,136,979.08
	1,250,562,418.25	1,090,569,061.11
	4,221,670,955.33	3,520,051,366.85
	1,277,810,000.00	993,330,000.00

	2,293,264,676.25	1,805,382,131.82
	3,359,287.16	600,000.00









	30,349,496.26	20,760,584.79
	241,321,504.40	198,640,185.76
	245,976,956.66	151,214,256.85
	32,682,076.64	32,281,712.10
	61,015,033.61	31,192,155.58
	4,500,000.00	3,000,000.00
-		
	259,346,161.22	99,490,428.35

	224,238,237.68	97,319,520.39
	3,253,803.85	1,709,102.29
	--	--
	0.620	0.280
	0.620	0.280
	227,492,041.53	99,028,622.68
	224,238,237.68	97,319,520.39
	3,253,803.85	1,709,102.29


4

	1,711,278,759.28	1,223,070,612.67
	1,298,345,013.85	933,083,147.20

	79,230,911.39	31,220,948.04
	1,828,578.65	542,988.19
	22,091.50	182,144.28
	1,491.50	132,999.28
	81,037,398.54	31,581,791.95
	9,154,048.85	5,333,644.98

	2,442,787,754.17	1,862,681,918.71

	187,194,457.67	154,818,806.12
	210,873,098.75	108,155,257.99
	316,014,308.07	252,258,407.36
	2,545,713,883.82	1,860,291,869.95
	-64,729,631.36	67,649,761.88



-

	163,482,431.90	267,127,089.77
--	----------------	----------------

7

	359,836	543,102,			57,838,		720,511,		19,350,44	1,700,639,
	,000.00	807.16			932.83		049.07		5.97	235.03

							237.68		.85	1.53
		34,696,9							142,983.8	34,839,915
		31.46							8	.34




							631.32		.55	7.87
	16,316,000.00	125,386,346.39							124,706.11	141,827,052.50
1	16,316,000.00	95,122,280.00							124,706.11	111,562,986.11
2		30,264,066.39								30,264,066.39
3										
					13,775,442.84		-82,479,442.84			-68,704,000.00
1					13,775,442.84		-13,775,442.84			
2										
3							-68,704,000.00			-68,704,000.00
4										

2									
	359,836,000.00	543,102,807.16			57,838,932.83		720,511,049.07	19,350,445.97	1,700,639,235.03

8

	359,836,000.00	524,788,616.04			57,838,932.83		301,329,051.86	1,243,792,600.73	
	359,836,000.00	524,788,616.04			57,838,932.83		301,329,051.86	1,243,792,600.73	
		34,839,915.34					-83,850.31	34,756,065.03	
							71,883,349.69	71,883,349.69	



	0.00	1.38			.83		1.55	665.76
--	------	------	--	--	-----	--	------	--------

	343,520,00	399,277,56			44,063,489		246,054,06	1,032,915,
	0.00	3.54			.99		6.34	119.87
	343,520,00	399,277,56			44,063,489		246,054,06	1,032,915,
	0.00	3.54			.99		6.34	119.87
	16,316,000	125,511,05			13,775,442		55,274,985	210,877,48
	.00	2.50			.84		.52	0.86
							137,754,42	137,754,42
							8.36	8.36

3								
					13,775,442		-82,479,44	-68,704,00
					.84		2.84	0.00

"

" 002271"

"

”

”

—

È X- T šlÅ€ã0 È AuG£ X- šÁ ,ž •0 ó" >Û*ø

	1000	1000

1	1	5.00%
		5.00%
		10.00%

5	100.00%	100.00%
---	---------	---------



\$ G_j Úà @



		17%
		3% 5%
		1% 5% 7%
		25%
		3% 5%

2012 2014 15%

				15,000.00	"	15,043.98		100.00%	100.00%				
				11,000.00	"	9,559.97		86.36%	100.00%				

					" "								
				10,000.00		10,255.86		100.00%	100.00%				
				10,000.00		10,000.00		100.00%	100.00%				



2014

					"								
				1,000.00			1,000.00	100.00%	100.00%				
					"	"							
				10.00			10.00	100.00%	100.00%				



1



2

1

	13,087,100.50	23,461,058.47
	115,663,264.93	34,986,553.44
	128,750,365.43	58,447,611.91

2

	2014 01 15	2014 07 15	2,325,780.00	
	2014 04 02	2014 10 02	2,193,406.55	
	2014 06 12	2014 12 12	1,884,348.75	
	2014 06 18	2014 12 18	1,656,850.00	
	2014 06 12	2014 12 12	1,631,578.96	
	--	--	9,691,964.26	--

3


	2014 05 21	2014 11 21	2,500,000.00	

--	--	--	--	--

2014 03 04 2014



--	--	--	--





2,331,179.35

		2014 06 30	55,659.74		
	--	--	320,912.54	--	--

3

--	--	--	--

89,818,139.4
97.90% 9,735,963.36 10.84%
7

620,577.09	0.69%	496,461.67	1,214,416.58	1.92%	971,533.27
2,521,998.80	2.81%	2,521,998.80	1,441,390.34	2.29%	1,441,390.34
89,818,139.47	--	9,735,963.36	63,028,766.50	--	6,540,869.30

1,923,286.46	1,923,286.46	100.00%	
1,923,286.46	1,923,286.46	--	--

		9,363,511.98	1	10.20%
		3,237,000.00	1 3	3.53%

2,480,000.00





9

1

	871,328,900.49	75,145,756.90	937,975.25	945,536,682.14
	425,587,844.43	29,932,881.77	167,970.00	455,352,756.20
	379,177,631.01	30,578,939.33	602,343.18	409,154,227.16
	23,709,943.33	1,566,017.95	4,000.00	25,271,961.28
	42,853,481.72	13,067,917.85	163,662.07	55,757,737.50
--				
	158,954,682.67	32,718,961.16	654,464.38	191,019,179.45
	42,810,139.28	8,827,843.40	158,127.70	51,479,854.98
	88,275,350.82	17,516,770.74	347,393.24	105,444,728.32
	10,004,813.73	2,094,036.95	3,800.00	12,095,050.68
	17,864,378.84	4,280,310.07	145,143.44	21,999,545.47
--		--		
	712,374,217.82	--		754,517,502.69
	382,777,705.15	--		403,872,901.22
	290,902,280.19	--		303,709,498.84
	13,705,129.60	--		13,176,910.60
	24,989,102.88	--		33,758,192.03
	1,689,605.75	--		1,689,605.75
	1,000,164.28	--		1,000,164.28

	689,441.47	--	689,441.47
		--	
	710,684,612.07	--	752,827,896.94
	381,777,540.87	--	

	130,000, 000.00		35,425,8 30.95	15,357,7 10.19		92.57%	100%					20,068,1 20.76
	294,311, 200.00	775,196. 24	8,320,59 1.57			3.09%	5%					9,095,78 7.81
	140,600, 000.00	5,644,75 7.30	2,769,10 7.04			5.98%	8%					8,413,86 4.34
	137,000, 000.00		30,345,4 07.86			22.15%	30%					30,345,4 07.86
	94,700,0 00.00		28,107,7 16.87			29.68%	40%					28,107,7 16.87



	8,582,498.32	2,508,396.97	135,640.96	10,955,254.33
	554,857.38	38,427.01		593,284.39
	200,088.33	3,288.28		203,376.61
	2,101,171.80	176,184.28		2,277,356.08



184,467,105.50

74,167.07

554,059.04

5

4.00%

6.14%

2014 6 30

13

	870,156.11		329,017.47		541,138.64	
	539,411.25		225,759.51		313,651.74	

--

	5,329,262.25	3,695,752.00
	36,708,787.03	41,558,269.78
	42,038,049.28	45,254,021.78

2014		3,071,877.16	
2015	81,426.65	8,854,113.04	
2016	204,994.36	2,212,327.59	
2017	7,275,914.72	9,507,757.51	
2018	17,903,198.48	17,912,194.48	
2019	11,243,252.82		

	39,305,886.63	55,116,759.12
	64,960,997.85	30,264,066.39
	12,087,000.02	13,430,000.00
	303,607,344.95	225,370,164.88

2

	41,273,626.13		28,998,083.59	

15

	124,326,900.69	61,020,191.30		320,912.53	185,026,179.46
	542,832.93		5,157.69		537,675.24
	1,689,605.75				1,689,605.75
	126,559,339.37	61,020,191.30	5,157.69	320,912.53	187,253,460.45

	11,166,580.05	684,480.40
	41,000,128.69	38,384,340.00
	22,302,981.96	16,068,158.68
	74,469,690.70	55,136,979.08

17

1

	892,810,000.00	753,330,000.00
	385,000,000.00	240,000,000.00
	1,277,810,000.00	993,330,000.00

23,000

2014 6 30

15,000

5,000

2014 6 30

4,000

10,000

2014 6 30

5,500

0

	6,000	2014 6 30	3,000
		5,000	2014 6 30
3,000			
		3,000	2014 6 30
1,000			
		5,000	2014 6 30
	5,000		
		10,000	2014 6 30
	2,000		
		10,000	2014
6 30	0	0	
	4,000	2014 6 30	
0			
	15,420	2014 6 30	0
	10,000	2014 6 30	0
	12,434,871.20		

M.

1,500

2014 6 30

0

1	340,909,964.78	199,120,744.50
1 2	20,461,585.67	9,436,735.19
2 3	2,324,028.70	1,193,545.61
3	278,483.09	89,228.30
	363,974,062.24	209,840,253.60

20
1

1	85,677,158.49	131,602,471.16
1 2	89,898,449.73	73,456,769.56
2 3	48,932,519.54	6,139,607.64
3	6,908,645.85	1,400,106.09
	231,416,773.61	212,598,954.45

21

	7,322,810.22	152,058,032.04	148,356,372.57	11,024,469.69
		4,243,385.34	4,243,385.34	
	51,329.69	21,134,609.23	20,741,389.45	444,549.47

	75,545.24	6,293,772.08	6,217,587.66	151,729.66
	53,131.90	13,309,320.52	12,995,076.43	367,375.99
	-57,545.31	664,524.36	658,835.92	-51,856.87
	-14,285.05	466,165.29	467,932.73	-16,052.49
	-5,517.09	400,826.98	401,956.71	-6,646.82
	274,794.56	10,066,743.86		

	58,240.18	253,776.62
	152,320.14	340,431.63
	154,125,796.74	170,610,164.62

23

	3,263,200.00		
	3,263,200.00		--


24
1

--	--	--

1

81,299,107.10

91,992,821.18





30

	720,511,049.07	--
	720,511,049.07	--
	224,238,237.68	--
	71,967,200.00	
	872,782,086.75	--

4

1,102,916,408.70

897,248,026.84

184,259,953.15

1,081,507,979.99

893,837,800.3

	205,750,337.27	8.72%
	66,429,910.16	2.81%
	62,296,393.53	2.64%
	38,011,403.02	1.61%
	31,031,409.57	1.31%
	403,519,453.55	17.09%

32

	15,893,441.78	12,178,095.33	3%
	7,534,408.05	4,136,025.89	1% 5% 7%
	6,701,685.25	4,161,927.86	3% 5%
	158,330.23	172,284.84	1%
	61,630.95	112,250.87	
	30,349,496.26	20,760,584.79	--

33

	83,078,445.51	85,547,923.65
	80,139,670.47	51,947,924.20
	13,959,790.62	13,205,657.41



	245,976,956.66	151,214,256.85
--	----------------	----------------

35

	29,479,464.20	31,815,335.48
	1,381,290.00	1,888,034.03
	-165,665.01	97,601.23
	4,749,567.45	2,256,809.42
	32,682,076.64	32,281,712.10

	4,500,000.00	3,000,000.00	--

37

2

			/	
--	--	--	---	--

	20,000.00			
	20,000.00			
	18,695.00			
	11,640.00			
		7,630,000.00		
		6,080,000.00		
		300,000.00		
		300,000.00		
2012		167,542.00		
		121,611.36		
2013		96,926.00		
		60,000.00		

	7,190,335.98	15,443,079.36	--	--
--	--------------	---------------	----	----

39

	3,290.25	521,584.72	
	3,290.25	511,164.39	3,290.25
		10,420.33	
	50,900.00	50,918.00	50,900.00
	42,502.40	37,100.00	42,502.40
		13,250.53	
	96,692.65	622,853.25	96,692.65

40

	51,610,488.70	22,267,702.53
	-12,275,542.54	-6,085,558.40
	39,334,946.16	16,182,144.13

41

	P1	224,238,237.68	97,319,520.39
	F	6,040,866.45	13,410,623.04

	P2=P1-F	218,197,371.23	83,908,897.35
	P3		-
	P4		-
	S0	359,836,000.00	343,520,000.00
	S1		-
	Si		-
	Mi		-
	Sj		-
	Mj		-
	Sk		-
	M0	6.00	6.00
	$S=S0+S1+Si*Mi/$	359,836,000.00	343,520,000.00
	$M0-Sj*Mj/M0-Sk$		
	X1		-
	$X2=S+X1$	359,836,000.00	343,520,000.00
	/		-
	Y1=P1/S	0.6232	0.2833
	Y2=P2/S	0.6046	0.2443
	Y3= P1 P3	-	-
	/X2		



3

	1,381,290.00
	21,956,000.00
	23,337,290.00

4

	3,737,236.38
	2,759,287.16
	6,496,523.54

5

	4,749,567.45
	10,000,000.00
	14,749,567.45

43

1

1	--	--
	227,492,041.53	



		40,000,000.00	2014 01 14		
		154,200,000.00	2014 06 12		
		100,000,000.00	2014 03 07		
		15,000,000.00	2013 11 08		
		50,000,000.00	2014 06 09		
		800,000,000.00	2013 08 28		
		100,000,000.00	2014 07 09		
		200,000,000.00	2013 03 08		
		200,000,000.00	2014 04 09		

	5 2

2013

7.		1,500	2014 6 30		0
8.		5,000	2014 6 30		0
9.			100,000,000.00		
8	2014 6 30			66,000	159.50
10.		20,000			
		2014 6 30		11,001	
	11,001				
11.			5,000	2014 6 30	
1,792		1,000			
12.				4,000	2014
6 30		11,723,390.06		0	
13.					8,000
2014 6 30			0	0	

2010 12 29	A	13,480,000
471,800,000.00		451,410,500.00

2012

1,000	4	173,942,900.00
1,000	2	147,467,600.00
1,000		50,000,000.00
1,000		80,000,000.00
		451,410,500.00

2014 6

1 2014 7 14

2014 7 14

19

69.8

1.00

12.80

		368		2013 8
15				
	2013 8 16		2014 8 18	
4	2013 10 17		4,500,000	
		360		2013 10 17
	2013 10 17		2014 10 12	
5	2013 12 20		3,500,000	
		363		2013 12
20				
	2013 12 20		2014 12 18	
6	2014 7 24		1,550,000	
		365		2014 7 24
7	2014 8 5		5,850,000	
		359		2014
8 5				
8	2014 8 6			100,000,000
			80,000,000	
				2014
8 6				
2014 8 6				

9	2014 8 8	4,000,000
10	2014 8 8	
20,000,000		
		12,000,000
	2014 8 8	
	2014 8 8	
11		
	6,000	
12	2014 6 20	
	15	
13		
	2014 7 14	19
69.8		1.00
		12.80
	2014 6 30	

1



	160,268.75	160,268.75	100.00%	
	1,362,194.35	1,362,194.35	--	--

2

		213,853,804.91	1 3	22.89%
		109,823,829.12	1	11.75%
		74,763,968.52	1	8.00%
		40,425,214.02	1	4.33%
		10,749,606.58	1	1.15%
	--	449,616,423.15	--	

%

%



		155,350,000.00	157,380,099.99	2,327,652.00	159,707,751.99	93.97%	93.97%				
		50,000,000.00	50,849,309.91	973,713.42	51,823,023.33	100.00%	100.00%				
		150,000,000.00	150,204,900.00	234,900.00	150,439,800.00	100.00%	100.00%				

		10,000,00	10,000,00		10,000,00						
		0.00	0.00		0.00	100.00%	100.00%				

100.00%

	1,436,661,678.41	1,046,395,607.08	1,071,397,942.47	782,722,695.47
--	------------------	------------------	------------------	----------------

3

	905,238,400.73	711,260,198.79	686,246,208.81	537,870,558.56
	531,423,277.68	335,135,408.29	385,151,733.66	244,852,136.91
	1,436,661,678.41	1,046,395,607.08	1,071,397,942.47	782,722,695.47

4

	201,051,875.50	11.75%
	87,744,462.78	5.13%
	72,257,107.21	4.22%
	59,945,103.55	3.50%
	46,902,427.78	2.74%
	467,900,976.82	27.34%

5


1	--	--

	71,883,349.69	26,248,146.97
	25,852,801.18	7,470,806.11
	7,309,923.69	6,548,942.13
	172,586.42	108,091.06
	189,399.20	736,575.15
	-6,404.60	132,999.28
	24,016,579.59	26,560,131.51
	-7,260,356.02	-1,868,942.41
	7,332,624.75	-7,392,996.74

	59,338.11	
	7,190,335.98	
	231,152.38	
	1,430,655.66	



12.25%



150,679,994.47	137.65%
854,790.38	39.36%
41,273,626.13	42.33%
74,469,690.70	35.06%
363,974,062.24	73.45%
12,719,592.37	53.02%
3,359,287.16	459.88%
34,043,000.02	153.48%,
2,360,563,362.86	44.51%
1,494,372,134.07	35.49%
30,349,496.26	46.19%
245,976,956.66	62.67%

61,015,033.61	95.61%
4,500,000.00	50%
7,577,519.12	53.64%
96,692.65	84.48%